



Nursing Education in the State University System

Ms. Emily Sikes, Vice Chancellor for Academic and Student Affairs


January 30, 2025

www.flbog.edu



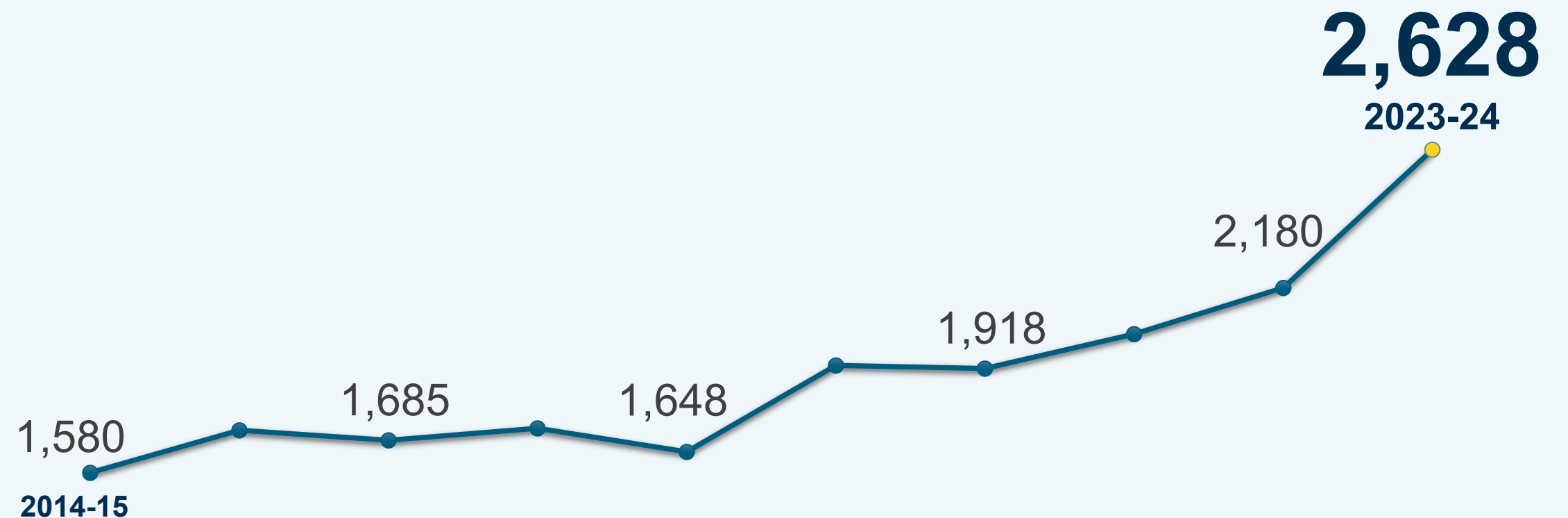
Better Together.
Together, WE ARE #1.

Pre-Licensure Program Slots



Increased by
1,048
slots
over the
past 10 years

SUS Nursing Programs Continue to Increase Capacity



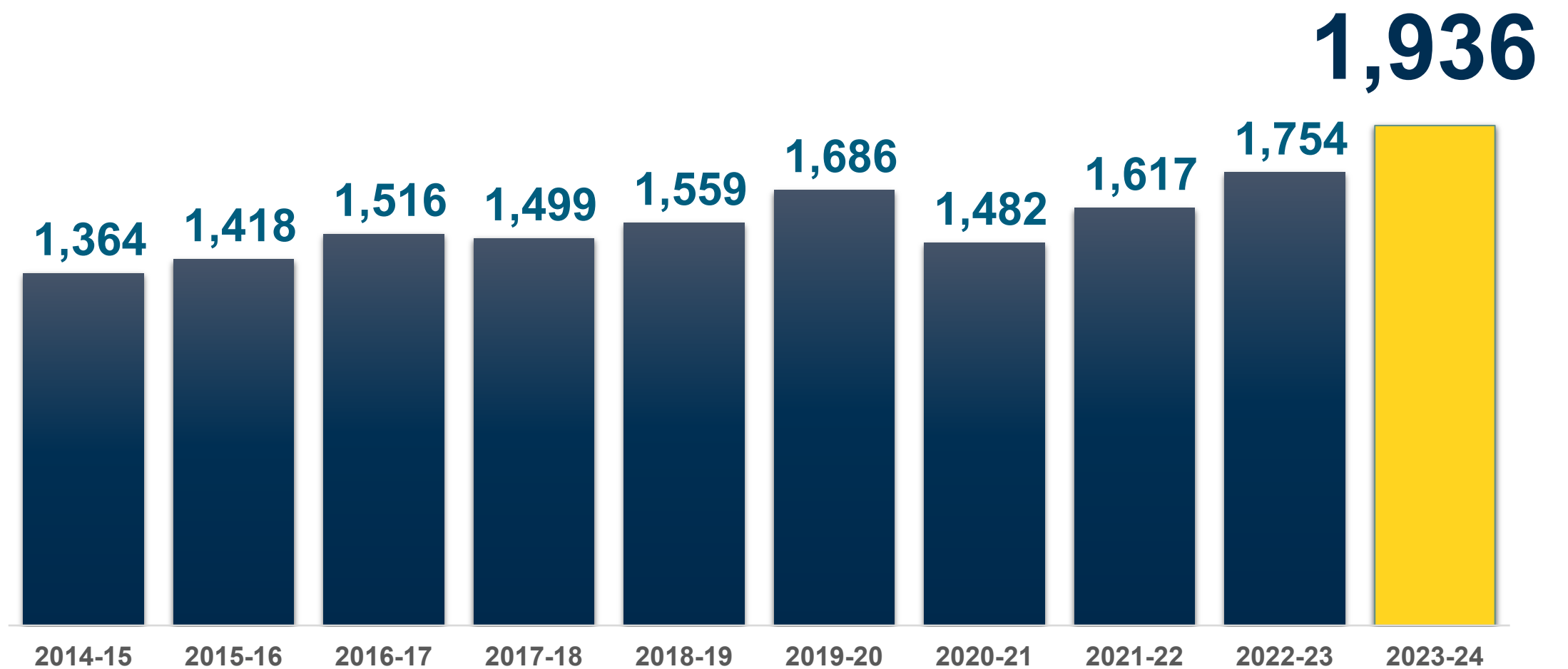
Source: Florida Board of Governors staff analysis of university survey responses, fall 2024.

Pre-Licensure Nursing Graduates



Produced
**572 more
graduates**
over the
past 10 years

SUS Nursing Programs Producing More Graduates to Address Florida's Workforce Needs



Source: Florida Board of Governors staff analysis of university survey responses, fall 2024.

2023-24 LINE Expenditures

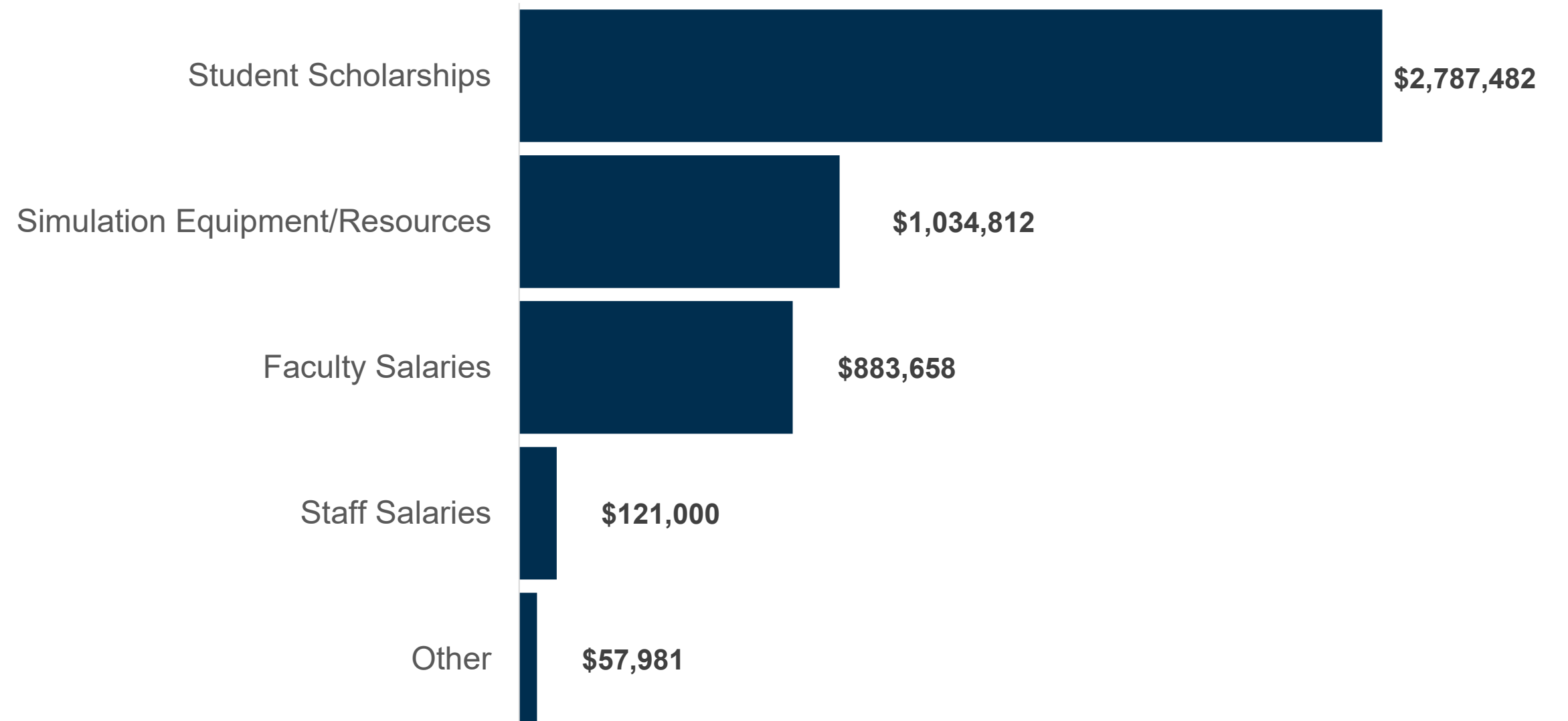


201 additional nursing students enrolled



315 students received scholarships (\$9k average)

LINE Spending by Category



2023-24 PIPELINE Expenditures



PIPELINE Spending by Category

Most PIPELINE funds were used for the recruitment & retention of faculty & staff

Recruitment & Retention of Faculty & Support Staff

\$26,344,187

Equipment, Learning Resources, & Simulation

\$1,485,924

Other*

\$3,502,041

Source: Florida Board of Governors staff analysis of university survey responses, fall 2024.

*Other includes expansion/renovation of educational/office space, licensure exam preparation, student scholarships & support, curriculum development, and other smaller items.

Key Takeaways



The State University System offers high-quality nursing programs that produce successful graduates



Record high number of pre-licensure nursing graduates

Over 1,900



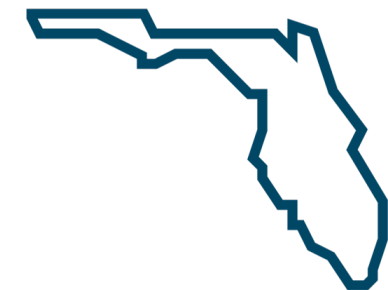
Expanded capacity in nursing programs

More than 1,000 new slots since 2014



LINE funding provided opportunities for

201 new nursing students & 315 scholarships



Graduates are employed at high rates

addressing Florida workforce shortages



Better Together.
Together, WE ARE #1.