



BOARD *of* GOVERNORS

State University System of Florida

TEAm Grant Program Update

Dr. Christopher M. Mullin, Assistant Vice Chancellor
January 21, 2015

www.flbog.edu



TEAm Grantees

- **CSIT – An Urban University Coalition Response to Florida's Computer and Information Technology Workforce Needs**
The University of Central Florida, Florida International University and the University of South Florida (\$4,858,413)
- **An Innovative, Collaborative Approach to Increasing the Supply of Quality Accounting Graduates in Florida**
The University of South Florida, Florida International University and the University of Central Florida (\$3,643,157)
- **The FITC Alliance – Expanding North Florida's IT Career Pathways**
Florida State University and Florida Agricultural and Mechanical University (\$2,981,386)
- **CAPTURE Project – Computer Accelerated Pipeline to Unlock Regional Excellence**
Florida Atlantic University, Palm Beach State College and Broward College (\$3,517,044)



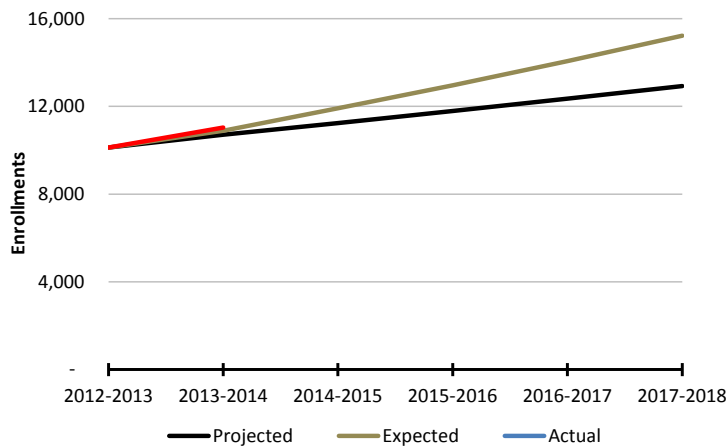
Program Dashboard

TEAm Grant Dashboard – Program Overview



Upper Division Enrollments

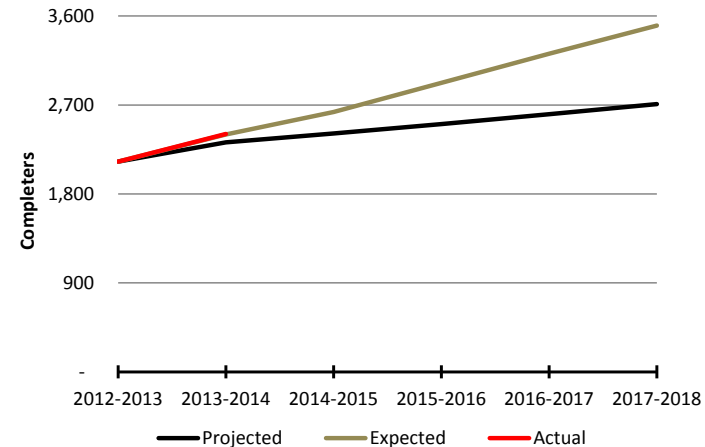
Status: ■ ■ ■



Enrollments in year 1(2013-2014) were 149 more than expected.

Completers

Status: ■ ■ ■

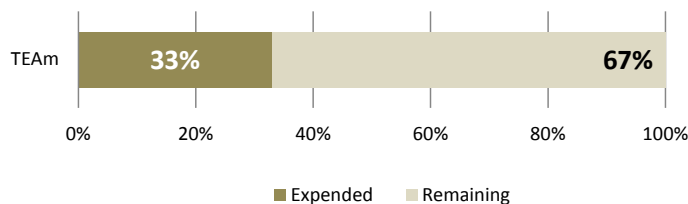


Completers in year 1 (2013-2014) were 5 more than expected.

Grant Funding

Status: ■ ■ ■

TEAm Grant Funding: \$15m



As of December 31, 2014 the project expended 33% of grant funds.

Completer Outcomes (1 year after)

Status: ■ ■ ■

Status	#	%	Salary	#	%
Working (only)	-	--%	\$16,000 or less	--	--%
Enrolled (only)	-	--%	\$16,001 to \$32,000	--	--%
Working & Enrolled	-	--%	\$32,001 to \$48,000	--	--%
Status Unknown	-	--%	\$48,001 or more	--	--%
Total	-	100%	Total	--	100%

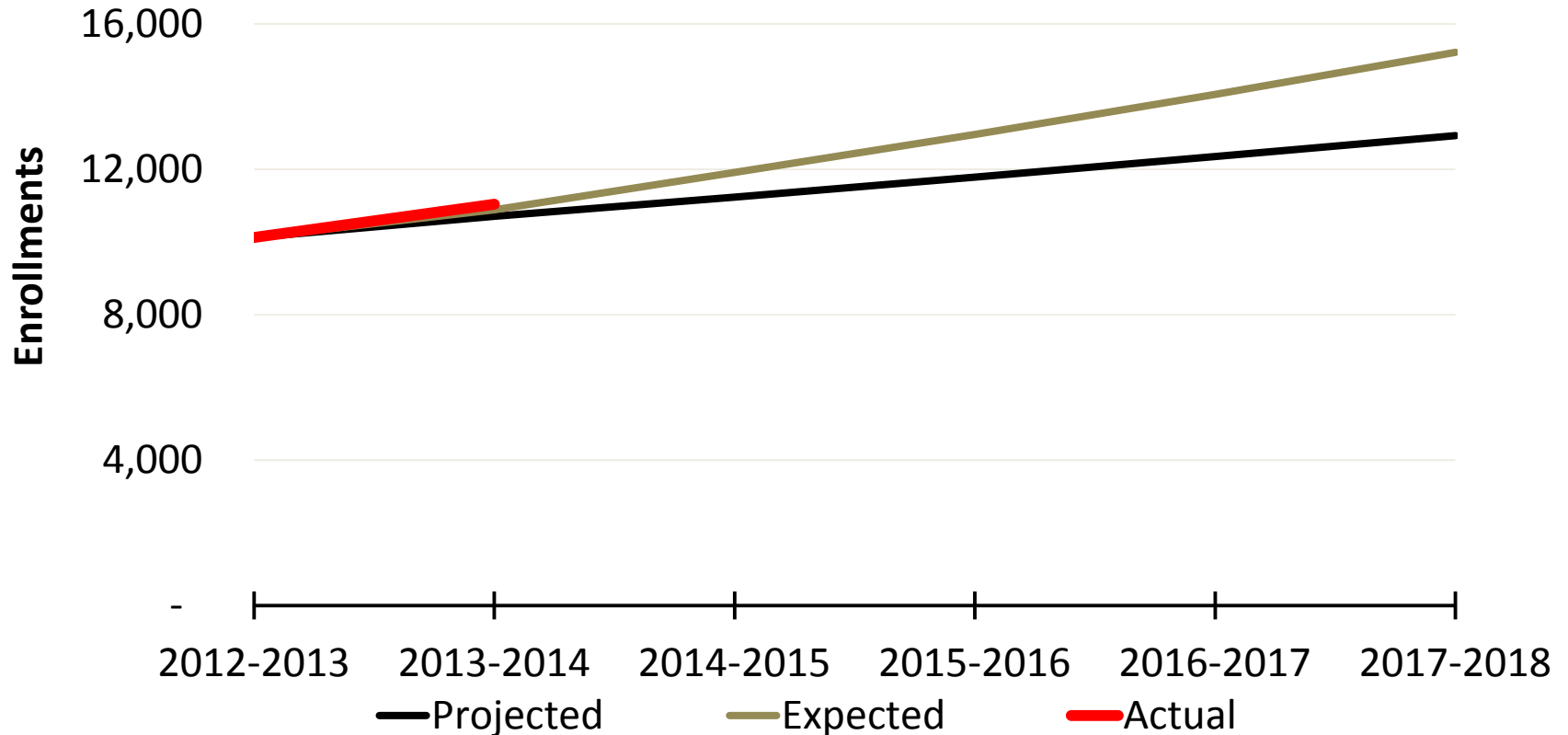
To be reported in July 2015.



Upper Division Enrollments

Upper Division Enrollments

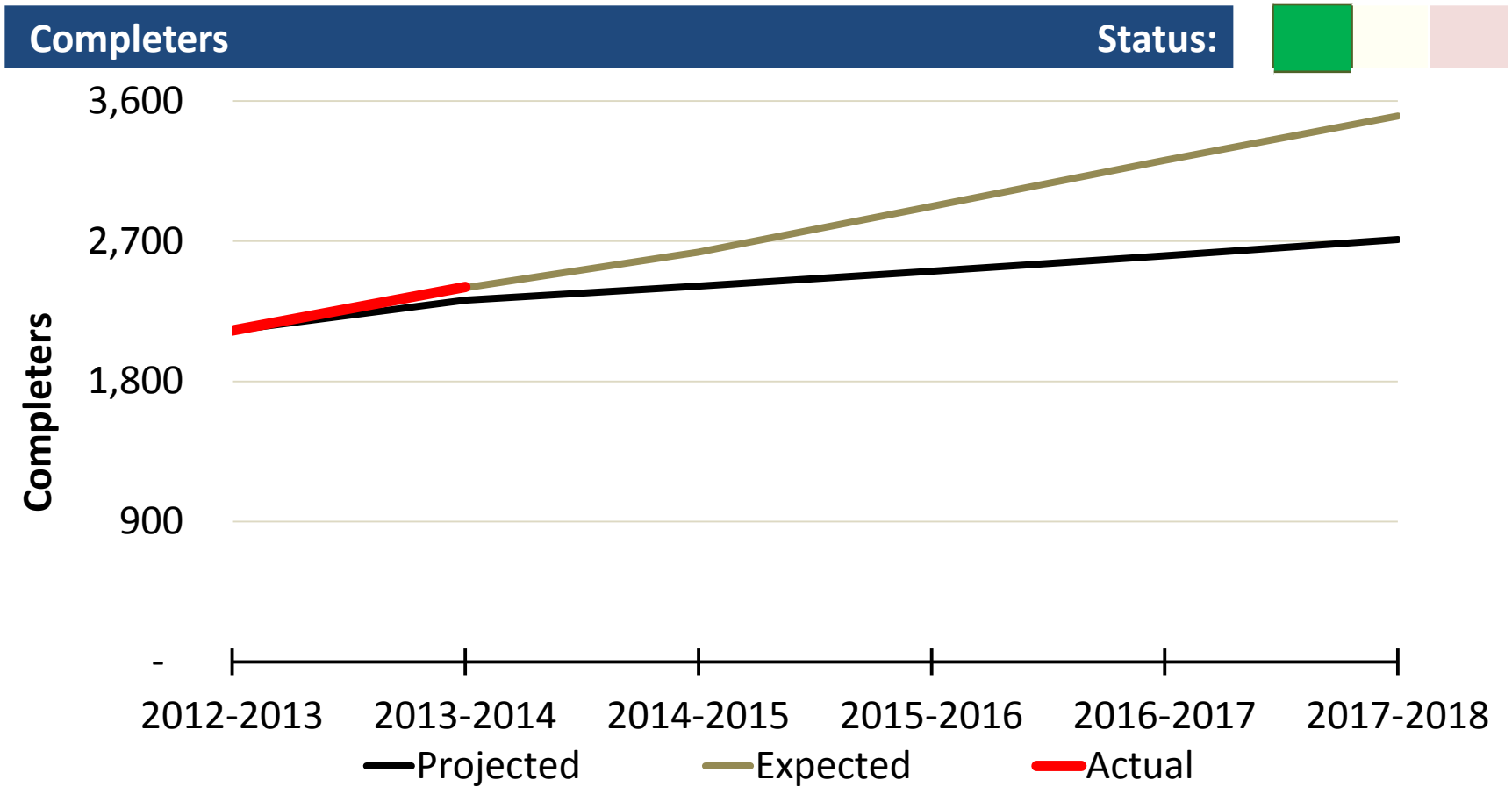
Status:



Enrollments in year 1 (2013-2014) were 149 more than expected.



Completers (Bachelor's Degrees)



Completers in year 1 (2013-2014) were 5 more than expected.



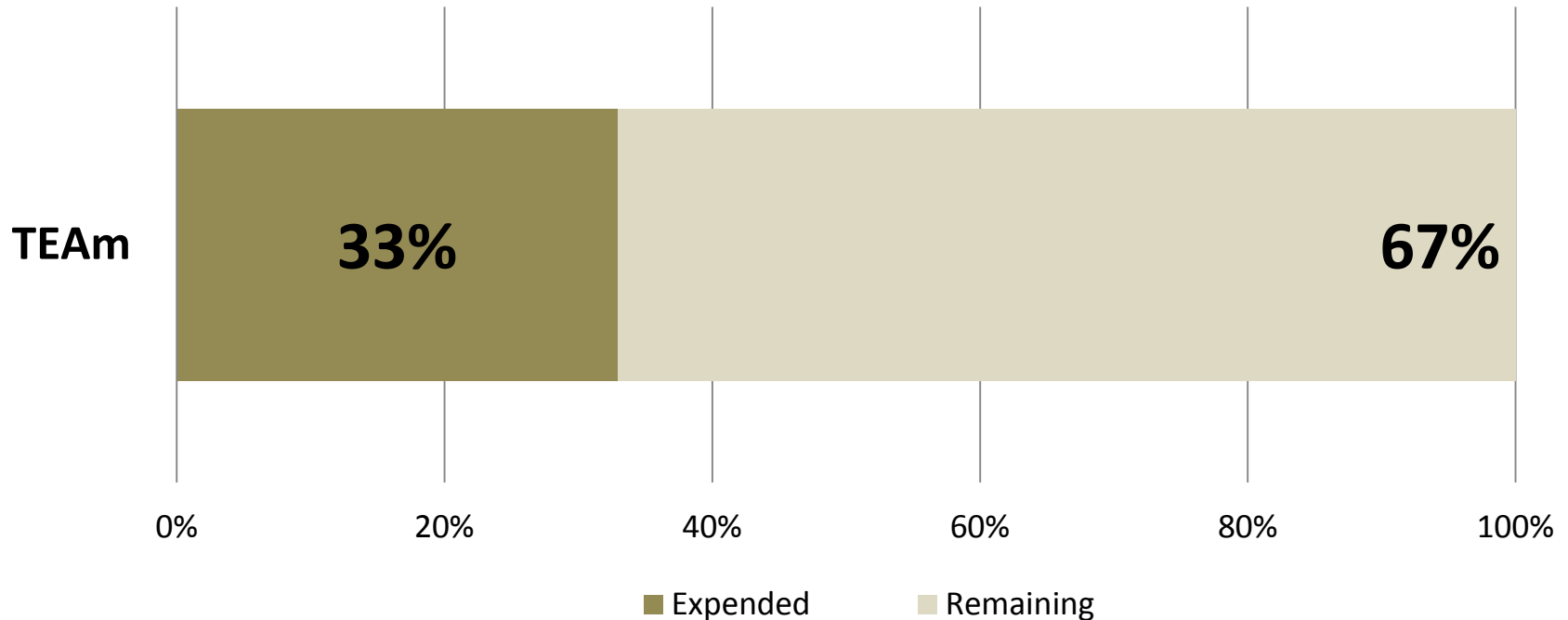
Grant Funding

Grant Funding

Status:



TEAm Grant Funding: \$15m



As of December 31, 2014 the project expended 33% of grant funds.



Completer (Workforce) Outcomes

Completer Outcomes (1 year after)			Status:		
Status	#	%	Status	#	%
Working (only)	--	--%	\$16,000 or less	--	--%
Enrolled (only)	--	--%	\$16,001 to \$32,000	--	--%
Working & Enrolled	--	--%	\$32,001 to \$48,000	--	--%
Status Unknown	--	--%	\$48,001 or more	--	--%
Total	--	100%	Total	--	100%

To be reported in July 2015.



Connections to Business & Industry and System Synergy

Business & Industry

"...We had no students from USF until you got involved...We look forward to a longstanding partnership"

— Sr. Manager, Lockheed Martin Enterprise Business Services

Synergy



Keneshia Williams became an Ambassador *"...to show other females that a successful career in IT is possible"*

TEAm Grant Innovations Convening,
Spring 2015

6 MONTHS OF FITC

COLLEGE PARTNERS



LOCAL PARTNERS

Florida State University Schools
James Madison Preparatory High School
FAMU Developmental Research School
Amos P. Godby High School
Leon High School
Wakulla High School
Lincoln High School
James S. Rickards High School
Maclay School
Lawton Chiles High School
SAIL High School

INDUSTRY PARTNERS



OUR TEAM

35 FITC Team at FSU & FAMU

16 FSU Student Ambassadors

20 FAMU Student Ambassadors

SCHOOL RESOURCES

FUNDING INITIATIVES

- Robotic Equipment
- Computer Equipment
- After School Tech Clubs
- Career Fairs & Internships

FITC ALLIANCE CAREER FAIR

45 Employers
200 College Students
500 High School Students

VIDEOS

Career Opportunities in North FL
IT at FSU
Computer Science at FSU
FITC Alliance Fall Career Fair
Careers in STEM
FITC Alliance Partners
What is the FITC Alliance?

FOLLOW ALONG

f y t

FITC Alliance

fitc.cci.fsu.edu



Grant Oversight

- Monthly phone call with Project Leads
- Site Visits
- Semiannual Reports
 - Submitted every January and July, through 2018
 - Monitoring Scorecards
- Evaluation Committee
 - FC100, Florida College System, ICUF, and Board of Governors



BOARD *of* GOVERNORS

State University System of Florida

www.flbog.edu



Monitoring Example

FITC Project



Report Elements	Status (Check box)					Comments
	Not Reported	Does not meet Expectations	Meets Expectations	Exceeds Expectations		
COVER PAGE Cover page provides project name, partners, and date						
SIGNATURE PAGE A signature and identifying information is provided for the individual who acknowledges the information is accurate and the activities of the grant meet accessibility requirements						
EXECUTIVE SUMMARY Progress on key activities is clearly summarized Progress on performance metrics is clearly summarized						
SECTION 1: Project Description Organizational structure: communication and reporting structure is described						
<u>Key Activities:</u> Reach out to all North Florida high schools, community colleges, 4-year colleges and universities during the 5 year effort. Host FITC Alliance summer workshops. Expand recruitment, retention and placement results at FSU and FAMU. Establish long-term relationships with government and industry. Initiate a series of regional career fairs focused on placing students in internship and jobs in computing and IT and computer science areas.						



ACCT Project

TEAm Grant Dashboard – ACCT Project

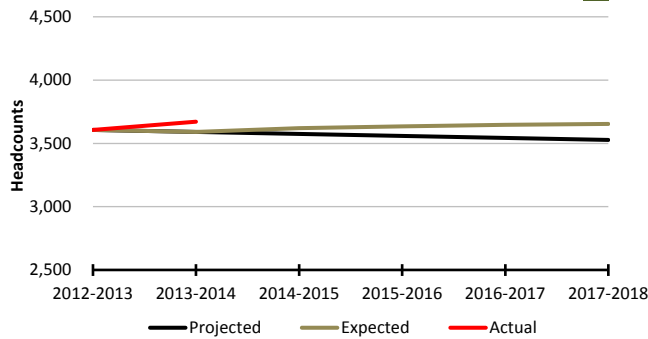


Project Name: An Innovative, Collaborative Approach to Increasing the Supply of Quality Accounting Graduates in Florida (ACCT)

Partnering Institutions: USF, FIU, UCF

Upper Division Enrollments

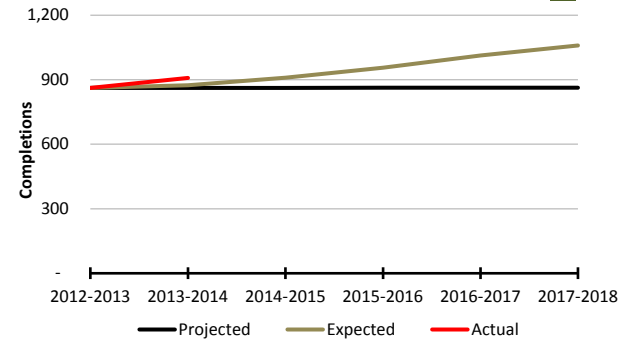
Status: ■ ■ ■



Enrollments in year 1 (2013-2014) were 80 greater than expected.

Completions

Status: ■ ■ ■

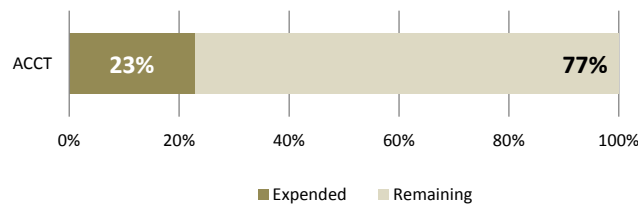


Completions in year 1 (2013-2014) were 34 greater than expected.

Grant Funding

Status: ■ ■ ■

Grant Funding: \$3.6m



As of December 31st, 2014 the project expended 23% of grant funds.

Completer Outcomes (1 year after)

Status: ■ ■ ■

Status	#	%	Salary	#	%
Working (only)	-	--%	\$16,000 or less	--	--%
Enrolled (only)	-	--%	\$16,001 to \$24,000	--	--%
Working & Enrolled	-	--%	\$32,001 to \$48,000	--	--%
Status Unknown	-	--%	\$48,001 or more	--	--%
Total	-	100%	Total	--	100%

Data Available Mid July 2015

Completer Outcomes will be available July 2015.



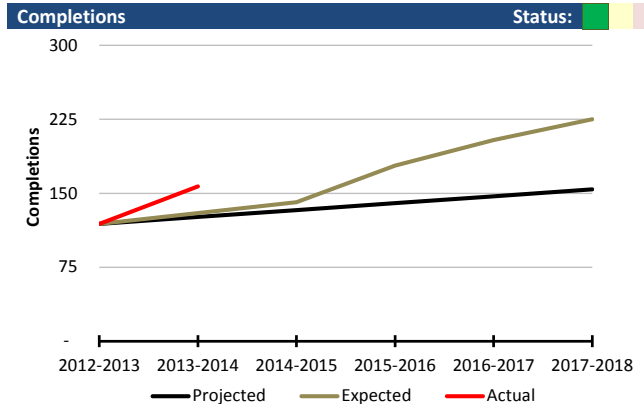
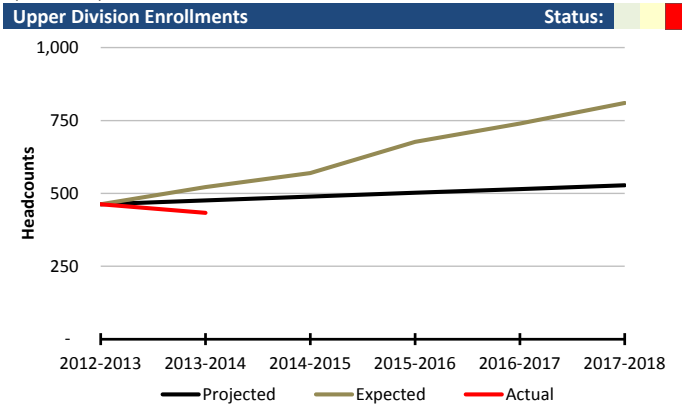
CAPTURE Project

TEAm Grant Dashboard – CAPTURE Project



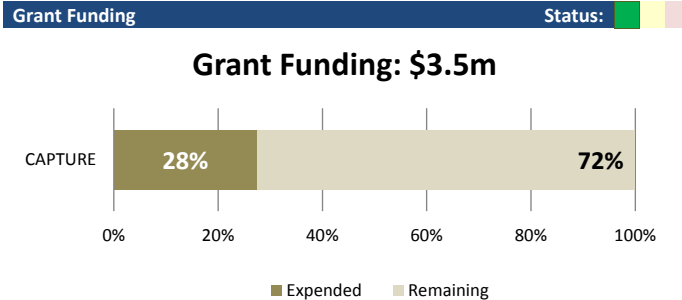
Project Name: Computer Accelerated Pipeline to Unlock Regional Excellence (CAPTURE)

Partnering Institutions: FAU, Broward College, Palm Beach State College



Enrollments in year 1 (2013-2014) were 89 lower than expected.

Completions in year 1 (2013-2014) were 27 greater than expected.



Completer Outcomes (1 year after) Status: ■ ■ ■

Status	#	%	Salary	#	%
Working (only)	-	--%	\$16,000 or less	--	--%
Enrolled (only)	-	--%	\$16,001 to \$32,000	--	--%
Working & Enrolled	-	--%	\$32,001 to \$48,000	--	--%
Status Unknown	-	--%	\$48,001 or more	--	--%
Total	-	100%	Total	--	100%

Data Available Mid-July 2015

As of December 31, 2014 the project expended 28% of grant funds.

Completer Outcomes will be available in July 2015.



CSIT Project

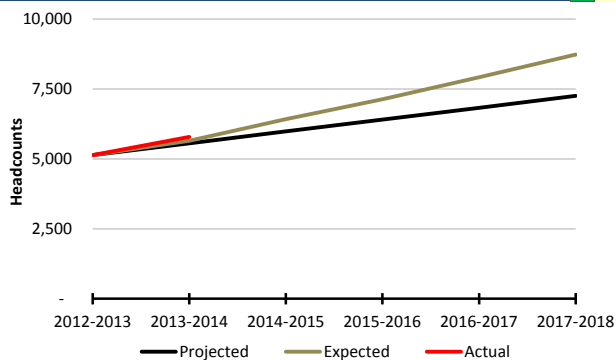
TEAm Grant Dashboard – CSIT Project



Project Name: An Urban University Coalition Response to Florida’s Computer and Information Technology Workforce Needs (CSIT)

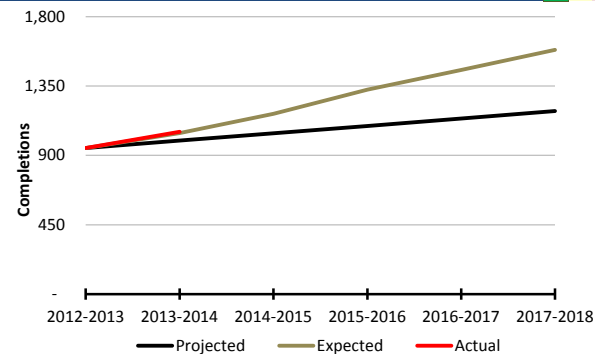
Partnering Institutions: UCF, FIU, USF

Upper Division Enrollments Status: ■ ■ ■



Enrollments in year 1 (2013-2014) were 134 greater than expected.

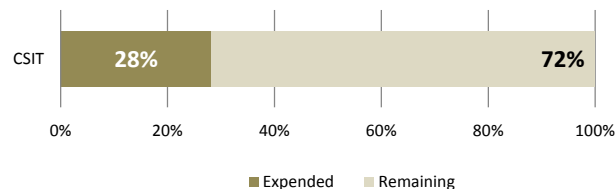
Completions Status: ■ ■ ■



Completions in year 1 (2013-2014) were 8 greater than expected.

Grant Funding Status: ■ ■ ■

Grant Funding: \$4.9m



As of December 31, 2014 the project expended 28% of grant funds.

Completer Outcomes (1 year after) Status: ■ ■ ■

Status	#	%	Salary	#	%
Working (only)	-	--%	\$16,000 or less	--	--%
Enrolled (only)	-	--%	\$16,001 to \$32,000	--	--%
Working & Enrolled	-	--%	#32,001 to \$48,000	--	--%
Status Unknown	-	--%	\$48,001 or more	--	--%
Total	-	100%	Total	--	100%

- Data Available Mid-July 2015

Completer Outcomes will be available in July 2015.



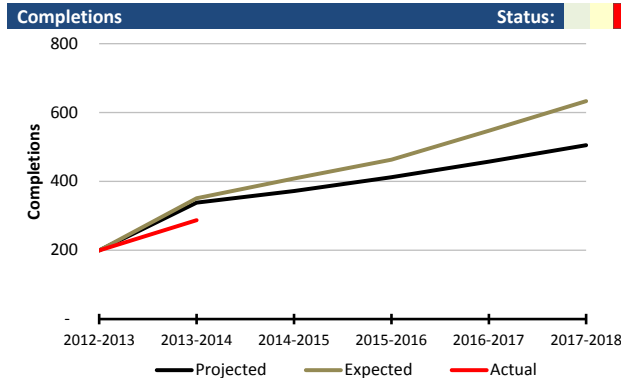
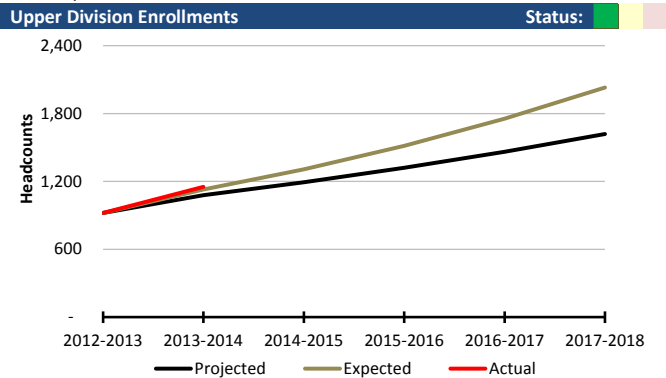
FITC Project

TEAm Grant Dashboard – FITC Project



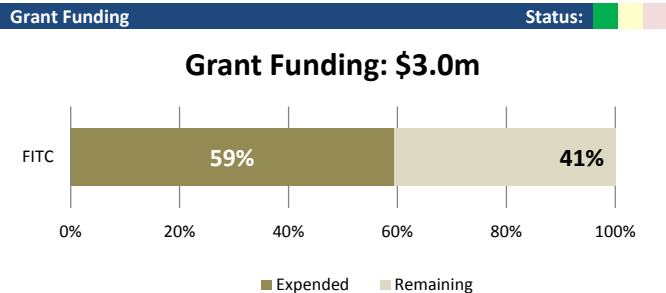
Project Name: The FITC Alliance – Expanding North Florida’s IT Career Pathways

Partnering Institutions: FSU and FAMU



Enrollments in year 1 (2013-2014) were 24 greater than expected.

Completions in year 1 (2013-2014) were 64 less than expected.



Completer Outcomes (1 year after) Status: ■ ■

Status	#	%	Salary	#	%
Working (only)	-	--%	\$16,000 or less	--	--%
Enrolled (only)	-	--%	\$16,001 to \$32,000	--	--%
Working & Enrolled	-	--%	\$32,001 to \$48,000	--	--%
Status Unknown	-	--%	\$48,001 or more	--	--%
Total	-	100%	Total	--	100%

As of December 31, 2014 the project expended 59% of grant funds.

Completer Outcomes will be available July 2015.